

SDE24

24 kg Self-contained Ice Cuber



Other models in this range: SDE18 - SDE30 - SED34 - SDE40 - SDE50 - SDE64 - SDE84 - SDE100 - SDE170 - SDE220

Technical Features

- Stainless steel bodywork - scotch brite
- Air or water cooled
- Vertical pump
- Main switch (ON/OFF)
- Built-in cleaning system
- Easily accessible components
- Low power and water consumption
- Optimum ratio between ice production and bin capacity
- Reduced dimensions
- Double defrosting system
- Refrigerant R134a

24 Hour Ice Production - 10°C/10° C

Air Cooled 24 kg N° of cubes 1140

Water Cooled 22,5 kg N° of cubes 1070

Bin Capacity

kg 6

Warranty

3 years warranty on components

Voltage

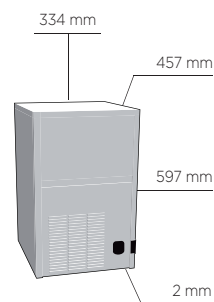
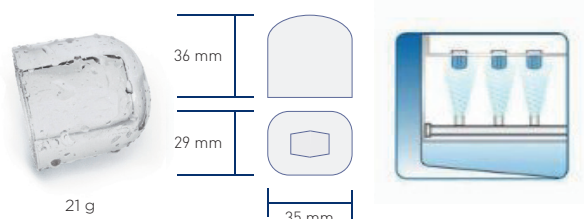
230/50/1 standard version

220-240/60/1 version available on demand

Technology and Certifications



Certified ISO 9001



MILANO OFFICE
Sales Dept.
Tel. +39 02 93900215
e-mail: sales@simag.it
Service Dept.
Tel. +39 02 93960357
e-mail: service@simag.it

SIMAG FAR EAST
Singapore Office
Tel. ++65 6738 5393
e-mail: scotsman@scotsman.com.sg

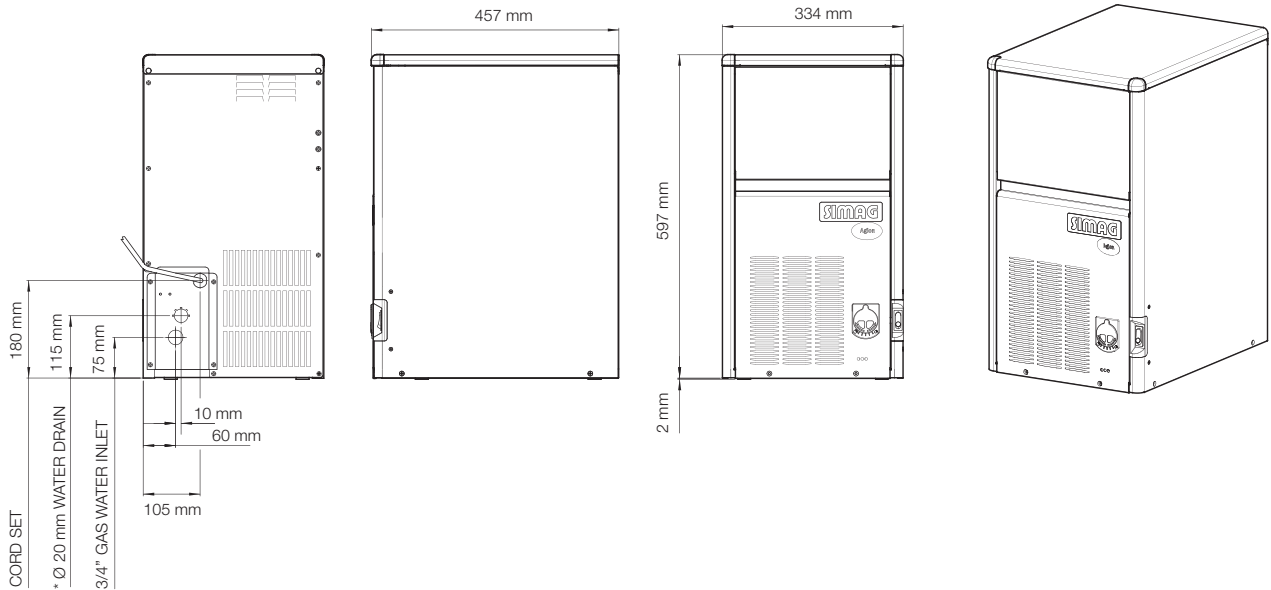
www.simag.it

SDE24

24 kg Self-contained Ice Cuber



Other models in this range: SDE18 - SDE30 - SED34 - SDE40 - SDE50 - SDE64 - SDE84 - SDE100 - SDE170 - SDE220



* DRAINAGE PER GRAVITY



EVAPORATOR THERMOSTAT REGULATION



SPRAY BAR
New spray bar with nozzles in fixed position



MAIN SWITCH
New embedded main switch



VENTILATING LOUVERS
New ventilating louvers in water cooled version



TOP ANGLE
New top plastic round corners

Operating Limits

	Minimum	Maximum
Air Temperatures	10°C	43°C
Water Temperatures	5°C	38°C
Electrical Voltage	-10%	+10%
Water Pressure	14 psi 1 bar	70 psi 5 bar

Specifications and design are subject to change without notice

Model	Voltage	Power Input Watt (*)	Refrigerant Type	Refrigerant Charge kg	Fuse Amp	Water Consumption l/h (**)	Net Weight kg	Shipping Weight kg
SDE 24 AS	230/50/1	310	R134a	0,21	10	2,1	28	33
SDE 24 AS	220-240/60/1	310	R134a	0,21	10	2,1	28	33
SDE 24 WS	230/50/1	200	R134a	0,15	10	24	28	33
SDE 24 WS	220-240/60/1	200	R134a	0,15	10	24	28	33

(*) Power Input: at 43°C Ambient Temperature

(**) Water Consumption: at 32°C Air and 21°C Water